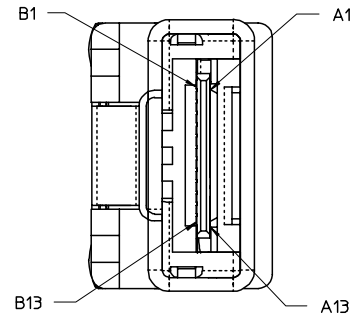
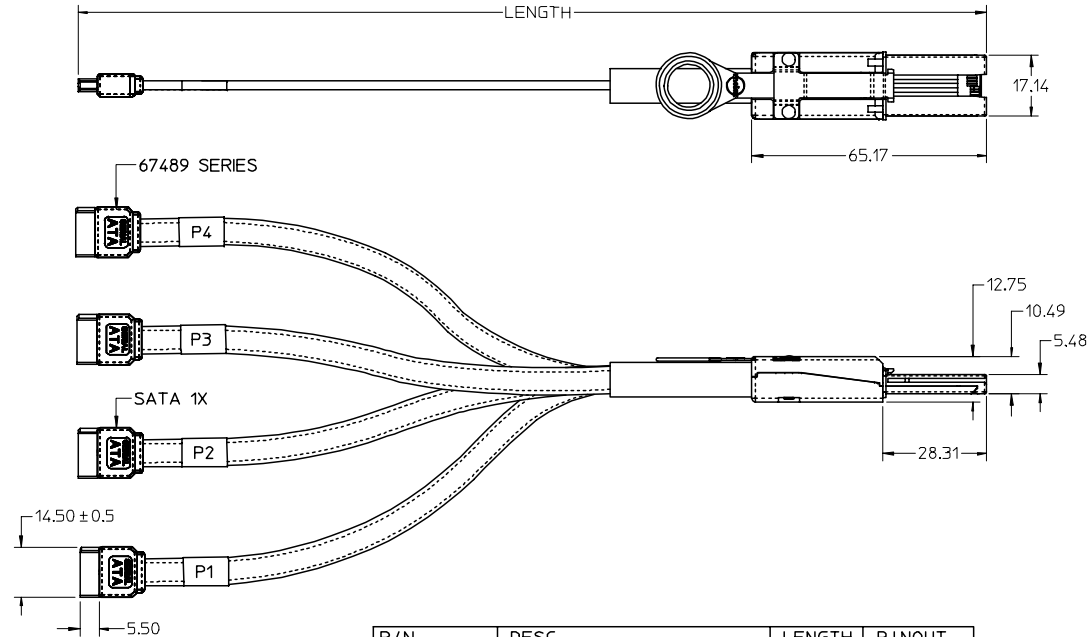
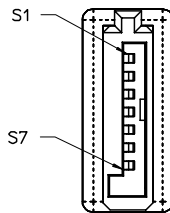


13 12 11 10 9 8 7 6 5 4 3 2 1

J
I
H
G
F
E
D
C
B
A

J
I
H
G
F
E
D
C
B
A

SATA 1X



I-PASS 26 CKT EXTERNAL

| P/N | DESC | LENGTH | PINOUT |
|-----------|-----------------------|--------|----------|
| 745570001 | SAS 26 CKT TO SATA 1X | 0.5M | PINOUT 1 |
| 745570002 | SAS 26 CKT TO SATA 1X | 1M | PINOUT 1 |
| 745570003 | SAS 26 CKT TO SATA 1X | 0.5M | PINOUT 2 |
| 745570004 | SAS 26 CKT TO SATA 1X | 1M | PINOUT 2 |

| TARGET BASED IPASS | | | HOST BASED SATA | | | |
|---------------------|-------------|-------------|-----------------|-------------|-----------|--|
| SAS 26 CKT EXTERNAL | SIGNAL DESC | SIGNAL DESC | PIN OUT 1 | | PIN OUT 2 | |
| | | | SATA X1 | SATA X1 | | |
| | | | P1 P2 P3 P4 | P1 P2 P3 P4 | | |
| B4 | SGND | SGND | S7 | | S7 | |
| B2 | Tx0+ | Rx0+ | S6 | | S6 | |
| B3 | Tx0- | Rx0- | S5 | | S5 | |
| NC | SGND | SGND | S4 | | S4 | |
| A2 | Rx0+ | Tx0+ | S3 | | S2 | |
| A3 | Rx0- | Tx0- | S2 | | S3 | |
| A4 | SGND | SGND | S1 | | S1 | |
| B7 | SGND | SGND | S7 | | S7 | |
| B5 | Tx1+ | Rx1+ | S6 | | S6 | |
| B6 | Tx1- | Rx1- | S5 | | S5 | |
| NC | SGND | SGND | S4 | | S4 | |
| A5 | Rx1+ | Tx1+ | S3 | | S2 | |
| A6 | Rx1- | Tx1- | S2 | | S3 | |
| A7 | SGND | SGND | S1 | | S1 | |
| B10 | SGND | SGND | S7 | | S7 | |
| B8 | Tx2+ | Rx2+ | S6 | | S6 | |
| B9 | Tx2- | Rx2- | S5 | | S5 | |
| NC | SGND | SGND | S4 | | S4 | |
| A8 | Rx2+ | Tx2+ | S3 | | S2 | |
| A9 | Rx2- | Tx2- | S2 | | S3 | |
| A10 | SGND | SGND | S1 | | S1 | |
| B13 | SGND | SGND | S7 | | S7 | |
| B11 | Tx3+ | Rx3+ | S6 | | S6 | |
| B12 | Tx3- | Rx3- | S5 | | S5 | |
| NC | SGND | SGND | S4 | | S4 | |
| A11 | Rx3+ | Tx3+ | S3 | | S2 | |
| A12 | Rx3- | Tx3- | S2 | | S3 | |
| A13 | SGND | SGND | S1 | | S1 | |

SGND= SIGNAL GROUND
NC= NOT CONNECTED

- NOTES:
1. LENGTH- SEE TABLE
 2. ELECTRICAL PERFORMANCE PER SERIAL ATTACH SCSI
 3. ASSEMBLY IS TO BE RoHS COMPLIANT BY JULY 1, 2005
 4. SATA 1X MATES WITH:
RIGHT ANGLE: 67490-9220/9221/0220/0221
VERTICAL: 67491-0010/0011/0030/0031
 5. I-PASS 4X EXTERNAL (UNIVERSAL KEY) MATES WITH:
RECEPTICAL: 75586-0004
EMI GUIDE HOUSING ASSEMBLY: 74548-0103 TO 0111,
74548-0203 TO 0211

| | | | | | | | | | | |
|--|--|--|--|--|--|--|--|--|---|--|
| ENTER DESCRIPTION EC NO: USY2008-0083 DRAWN: JERWIN 2007/10/12 CHKD: DDOYE 2007/10/17 APPR: DDOYE 2007/10/17 REVISION DESCRIPTION 0=0 1=0 | QUALITY SYMBOLS 0=0 1=0 | | GENERAL TOLERANCES (UNLESS SPECIFIED) mm INCH 4 PLACES ± --- ±.0002 3 PLACES ± --- ±.005 2 PLACES ± 0.13 ±.01 1 PLACE ± 0.25 ± --- ANGULAR ±1/2° | | DIMENSION STYLE MM/IN DRAWN BY DATE THALL 2005/05/19 CHECKED BY DATE DDOYE 2005/05/19 APPROVED BY DATE DDOYE 2005/05/19 | | SCALE 1:1 DESIGN UNITS METRIC THIRD ANGLE PROJECTION | | TITLE SAS 26 CKT TO (4) SATA 1X PLUG TO PLUG | |
| | DRAFT WHERE APPLICABLE MUST REMAIN WITHIN DIMENSIONS | | SEE CHART | | MATERIAL NO. DOCUMENT NO. SHEET NO. SD-74557-100 1 OF 1 | | MOLEX INCORPORATED | | THIS DRAWING CONTAINS INFORMATION THAT IS PROPRIETARY TO MOLEX INCORPORATED AND SHOULD NOT BE USED WITHOUT WRITTEN PERMISSION | |

12 11 10 9 8 7 6 5 4 3 2 1