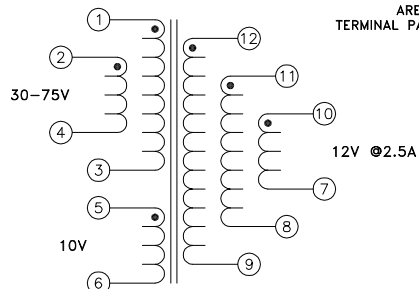
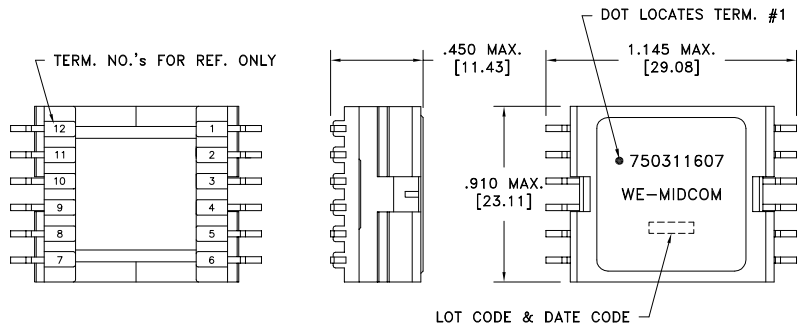
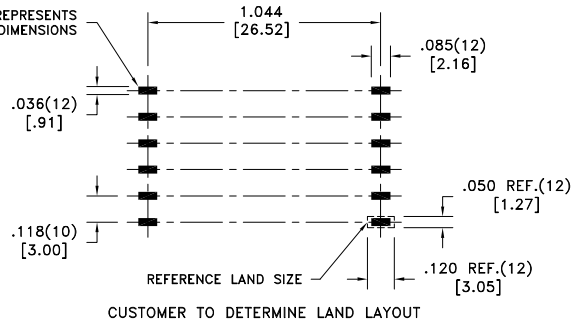


CUSTOMER TERMINAL	RoHS	LEAD(Pb)-FREE
Sn96%, Ag4%	Yes	Yes

more than you expect



Application of the transformer allows for the following groups of wires to solder bridge:  
1&2, 3&4, 10&11&12, and 7&8&9.



**ELECTRICAL SPECIFICATIONS @ 25°C unless otherwise noted:**

PARAMETER	TEST CONDITIONS	VALUE
D.C. RESISTANCE	1-3 tie(1+2, 3+4), @20°C	0.040 ohms max.
D.C. RESISTANCE	7-12 tie(7+8+9, 10+11+12), @20°C	0.010 ohms max.
D.C. RESISTANCE	5-6 @20°C	0.07 ohms max.
INDUCTANCE	1-3 tie(1+2, 3+4), 150kHz, 100mVAC, Ls	14uH ±10%
SATURATION CURRENT	20% rolloff from initial	9.5A
LEAKAGE INDUCTANCE	1-3 tie(1+2, 3+4, 7+8+9+10+11+12), 150kHz, 50mVAC, Ls	500nH typ.
DIELECTRIC	1-12 1875VAC, 1 second	1500VAC, 1 minute
TURNS RATIO	(1-3):(12-9)	2.5:1, ±1%
TURNS RATIO	(1-3):(11-8)	2.5:1, ±1%
TURNS RATIO	(1-3):(10-7)	2.5:1, ±1%
TURNS RATIO	(1-3):(5-6)	3:1, ±1%
TURNS RATIO	(1-2):(2-4)	1:1, ±1%

**GENERAL SPECIFICATIONS:**

OPERATING TEMPERATURE RANGE: -40°C to +125°C.

REV.	DATE	Packaging Specifications	CONVENTION PLACEMENT
6C	4/13	Method: <b>Tape &amp; Reel</b> PKG-0267 www.we-online.com/midcom	
6B	6/12		
6A	6/10	SEE REVISION SHEET FOR	REVISION LEVEL

Tolerances unless otherwise specified:  
Angles: ±1°      Decimals: ±.005 [.13]  
Fractions: ±1/64      Footprint: ±.005 [.13]

This drawing is dual dimensioned. Dimensions in brackets are in millimeters.

DRAWING TITLE  
**TRANSFORMER**

eiSos p/n: 750311607

PART NO.  
**750311607**

compliant RoHS  
SPECIFICATION SHEET 1 OF 1