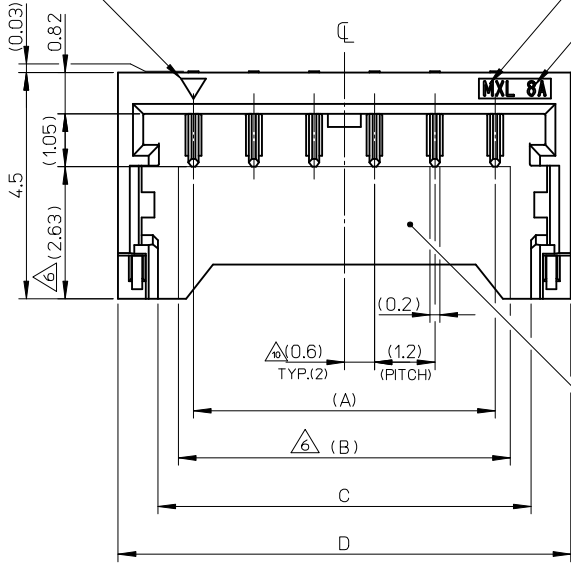
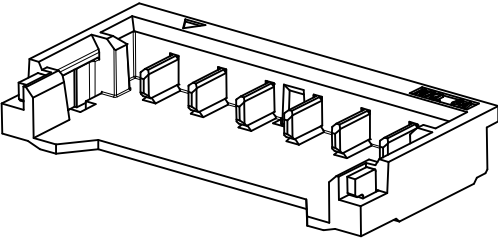


CKT No.1



トレードマーク
TRADE MARK
キャビ番号
CAV No.



吸着推奨エリア
RECOMMENDED CHIPMOUNTER
VACUUM NOZZLE AREA

注記: 1. 材質 ハウジング: PA46, UL94V-0色: 黒
NOTES. MATERIALS HOUSING: PA46, UL94V-0, COLOUR: BLACK

ターミナル: 銅合金
TERMINAL: COPPER ALLOY
ネイル: 銅合金
FITTING NAIL: COPPER ALLOY

2. メッキ仕様
FINISHES ターミナル: 金メッキ0.1μmMIN, ニッケル下地メッキ1.0μm MIN
TERMINAL: GOLD 0.1μmMIN, WITH 1.0μm MIN NICKEL UNDERPLATE OVERALL
ネイル: 錫メッキ1.5μm MIN, ニッケル下地メッキ1.0μm MIN
FITTING NAIL: 1.5μm MIN TIN WITH 1.0μm MIN NICKEL UNDERPLATE OVERALL

3. 嵌合相手: 78172-500*
MATING WITH: 極数 No. CIRCUIT No.

4. 梱包形態: エンボスリール梱包 (詳細はSD-78171-001 を参照願います)
PACKAGING SPECIFICATION: EMBOSSED TAPE (REFER TO SD-78171-001)

△ 製品番号は右記の内容を示す: 78171-600*
PRODUCT NUMBER INDICATES FOLLOWING

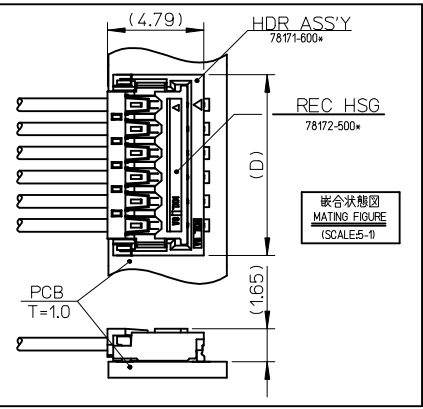
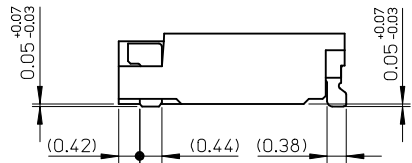
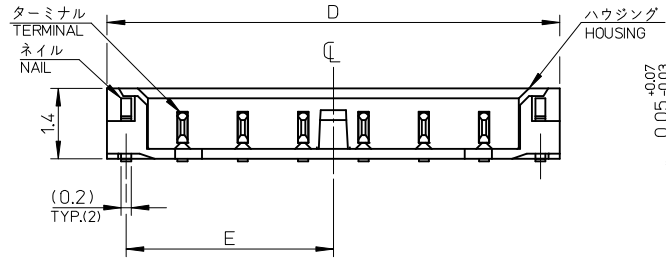
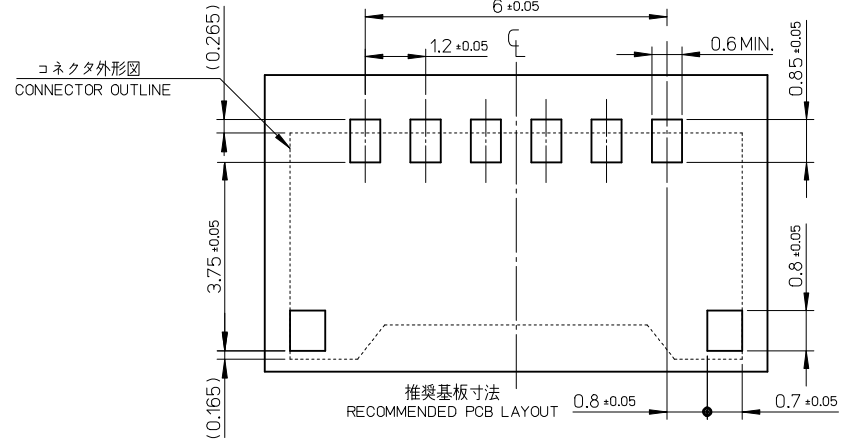
△ 吸着推奨エリアを示す
SHOWS VACUUM NOZZLE AREA.

7. ソルダータールとネイルの平坦度: 0.10 mm MAX
SOLDER TAIL AND FITTING NAIL COPLANARITY 0.1mm MAX.

8. ELV及びRoHS 適合品
ELV AND RoHS COMPLIANT.

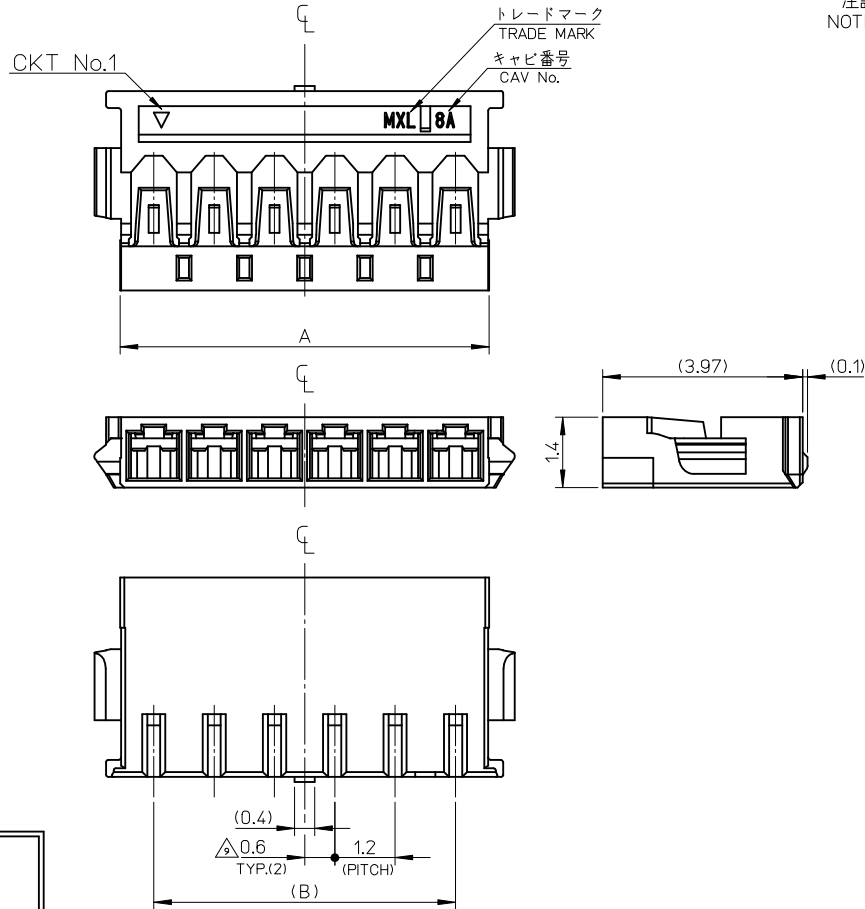
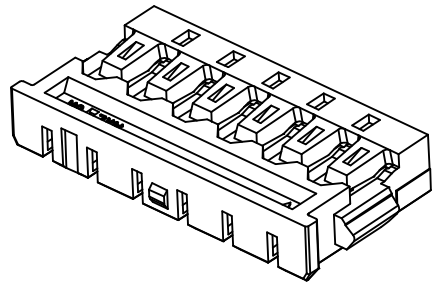
9. 製品の取扱いについては取扱説明書"AS-78172-001"を参照願います
REFER TO INSTRUCTION MANUAL "AS-78172-001"

△ 偶数極の製品に適用
APPLY EVEN CIRCUIT PRODUCTS



7.2	7.8	8.62	10.2	4.72	7	78171-5007	78171-6007	78171-600*
6	6.6	7.42	9	4.12	6	78171-5006	78171-6006	
A	B	C	D	E	CKT	PACKING FORM: EMBOSSED TAPE		
						ORDER No.	MATERIAL NO.	MODEL NO.

REVISED EC NO: J2016-0936 DRWN: SSIHIMONISHI 2016/03/03 CHKD: KOURAKAMI 2016/03/03 APPR: IKANEKO 2016/03/15	GENERAL TOLERANCES (UNLESS SPECIFIED)			DIMENSION STYLE		SCALE	DESIGN UNITS	THIRD ANGLE PROJECTION
	0.25 UNDER ±0.03			MM ONLY		10:1	METRIC	⊙
	0.25 OVER 0.5 UNDER ±0.05			DRAWN BY T.ODA		DATE 08/06/20	TITLE 1.2W/B CONN. HDR ASS'Y	
	0.5 OVER 1.0 UNDER ±0.1			CHECKED BY SA.SATO		DATE 08/06/20	molex	
	1.0 OVER 10 UNDER ±0.2			APPROVED BY NUKITA		DATE 2010/10/25		
10 OVER 30 UNDER ±0.25			MATERIAL NO.		DOCUMENT NO.		SHEET NO.	
30 OVER ±0.3			SEE TABLE		SD-78171-002		1 OF 1	
ANGULAR ±3 °			DRAFT WHERE APPLICABLE MUST REMAIN WITHIN DIMENSIONS		THIS DRAWING CONTAINS INFORMATION THAT IS PROPRIETARY TO MOLEX ELECTRONIC TECHNOLOGIES, LLC AND SHOULD NOT BE USED WITHOUT WRITTEN PERMISSION			

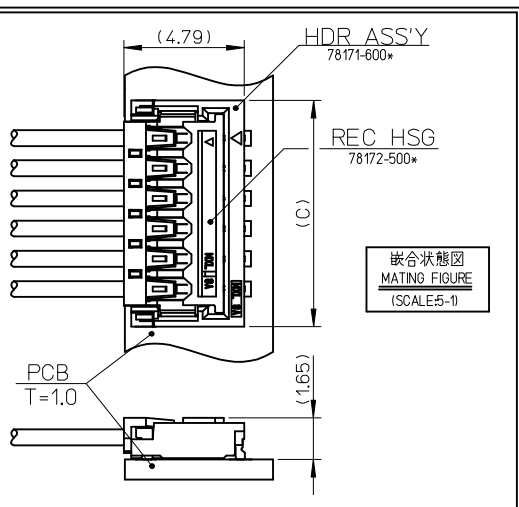


- 注記 NOTES.
- 材質 ハウジング: PA46, UL94V-0, 色: 黒
MATERIALS HOUSING: PA46, UL94V-0, COLOUR: BLACK
 - 適合ターミナル: 78172-041*
APPLICABLE TERMINAL: 78172-041*
 - 嵌合相手: 78171-500*
MATES WITH 極数 No. / CIRCUIT No.
 - 梱包形態: 袋詰め梱包
PACKAGING SPECIFICATION: PLASTIC BAG PACKAGING
 - 製品番号は右記の内容を示す: 78172-500*
PRODUCT NUMBER INDICATES FOLLOWING 極数 No. / CIRCUIT No.
 - ELV 及び RoHS 適合品
ELV AND RoHS COMPLIANT
 - 参考として本製品評価時に使用の電線仕様を以下に示します。
THE ELECTRIC WIRE SPECIFICATION USED AS REFERENCE AT THE TIME OF THIS PRODUCT EVALUATION IS SHOWN BELOW.

※製品評価時使用電線

UL 3302 電線 UL STYLE 3302				
電線サイズ WIRE SIZE	導体仕様 CONDUCTOR SPEC.	導体構成 STRANDING (No./mm)	導体外径 CONDUCTOR DIA. (mm)	絶縁体外径 INSULATION DIA. (mm)
AWG# 30	錫メッキ軟銅線 TINNED ANNEALED COPPER	7/0.10	0.30	0.70
UL 3302 電線 UL STYLE 3302				
電線サイズ WIRE SIZE	導体仕様 CONDUCTOR SPEC.	導体構成 STRANDING (No./mm)	導体外径 CONDUCTOR DIA. (mm)	絶縁体外径 INSULATION DIA. (mm)
AWG# 28	錫メッキ軟銅線 TINNED ANNEALED COPPER	7/0.127	0.38	0.6

- 製品の取扱いについては取扱説明書"AS-78172-001"を参照願います。
REFER TO INSTRUCTION MANUAL "AS-78172-001"
- 偶数極の製品に適用
APPLY EVEN CIRCUIT PRODUCTS.



8.54	7.2	10.2	7	78172-5007	78172-500*
7.34	6	9	6	78172-5006	
A	B	C	CKT	△ MATERIAL NO.	MODEL NO.

REVISED EC NO: J2016-0282 DRAWN: TAKAIKE 2015/09/14 CHKD: KASAKAWA 2015/09/15 APPR: NUKITA ZINBOKU/MS	GENERAL TOLERANCES (UNLESS SPECIFIED)		DIMENSION STYLE MM ONLY		SCALE 10:1	DESIGN UNITS METRIC	THIRD ANGLE PROJECTION
	0.25 UNDER	±0.03	DRAWN BY T. ODA		TITLE 1.2W/B CONN REC CRIMP HSG		
	0.25 OVER 0.5 UNDER	±0.05	DATE 08/06/16		DOCUMENT NO. SD-78172-001		
	0.5 OVER 1.0 UNDER	±0.1	CHECKED BY SA. SATO				
	1.0 OVER 10 UNDER	±0.2	DATE 08/06/16		THIS DRAWING CONTAINS INFORMATION THAT IS PROPRIETARY TO MOLEX INCORPORATED AND SHOULD NOT BE USED WITHOUT WRITTEN PERMISSION		
10 OVER 30 UNDER	±0.25	APPROVED BY S. ICHIKAWA		DATE 08/06/16			
30 OVER	±0.3	MATERIAL NO.		SEE TABLE			
ANGULAR	±1 °	DRAFT WHERE APPLICABLE MUST REMAIN WITHIN DIMENSIONS		SIZE A3			