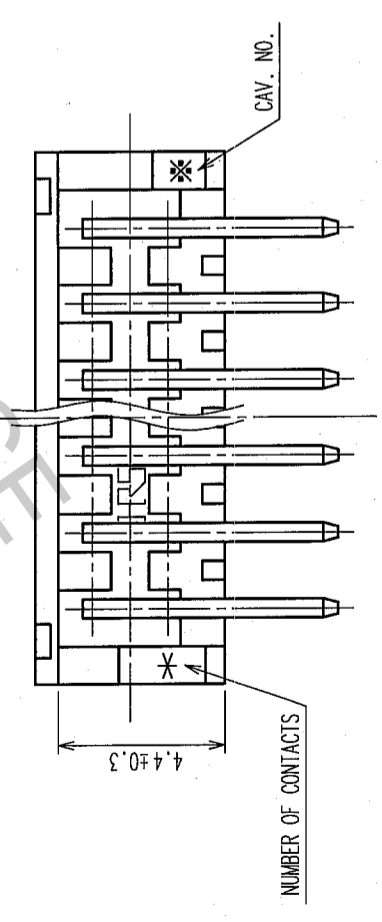
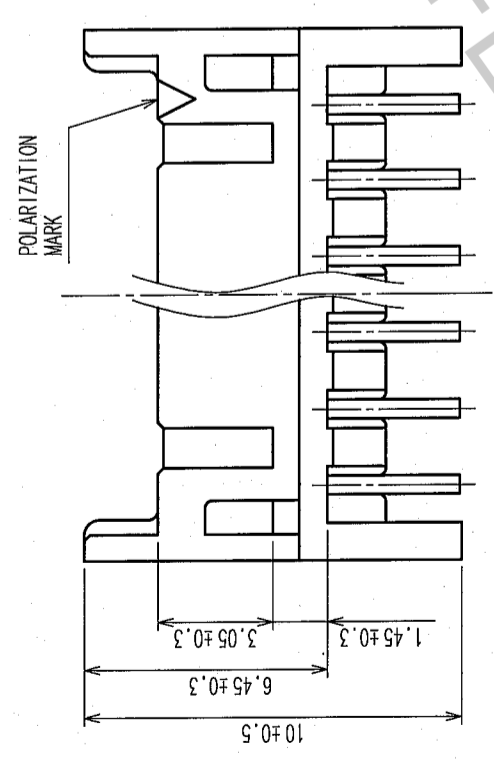
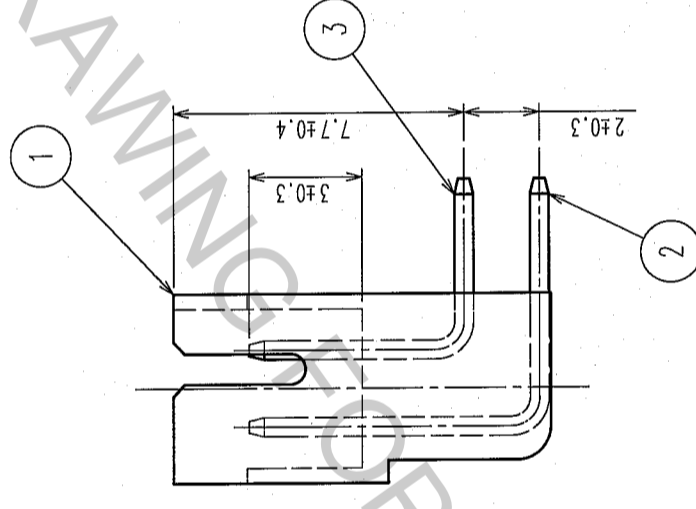
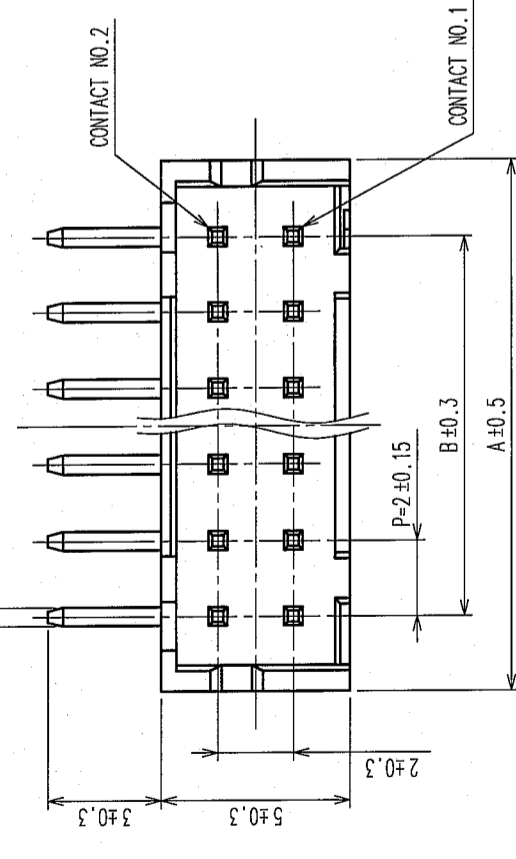


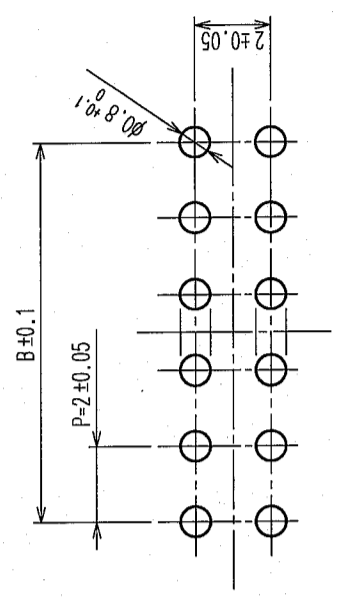
COUNT	DESCRIPTION OF REVISIONS	BY	CHKD	DATE	COUNT	DESCRIPTION OF REVISIONS	BY	CHKD	DATE
△					△				
△					△				
△					△				

A B C D E F



CODE NO.	PART NO.	CONTACT	A	B
CL543-0533-1-24	DF11-4DP-2DS(24)	4	6.0	2.0
CL543-0534-4-24	DF11-6DP-2DS(24)	6	8.0	4.0
CL543-0535-7-24	DF11-8DP-2DS(24)	8	10.0	6.0
CL543-0536-0-24	DF11-10DP-2DS(24)	10	12.0	8.0
CL543-0537-2-24	DF11-12DP-2DS(24)	12	14.0	10.0
CL543-0538-5-24	DF11-14DP-2DS(24)	14	16.0	12.0
CL543-0539-8-24	DF11-16DP-2DS(24)	16	18.0	14.0
CL543-0540-7-24	DF11-18DP-2DS(24)	18	20.0	16.0
CL543-0541-0-24	DF11-20DP-2DS(24)	20	22.0	18.0
CL543-0542-2-24	DF11-22DP-2DS(24)	22	24.0	20.0
CL543-0543-5-24	DF11-24DP-2DS(24)	24	26.0	22.0
CL543-0544-8-24	DF11-26DP-2DS(24)	26	28.0	24.0
CL543-0545-0-24	DF11-28DP-2DS(24)	28	30.0	26.0
CL543-0546-3-24	DF11-30DP-2DS(24)	30	32.0	28.0
CL543-0547-6-24	DF11-32DP-2DS(24)	32	34.0	30.0

RECOMMENDED PATTERN



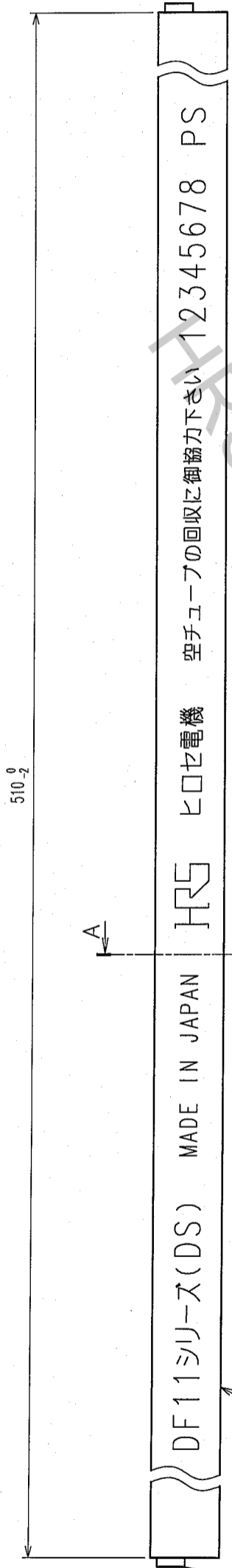
NO.	MATERIAL	FINISH, REMARKS	NO.	MATERIAL	FINISH, REMARKS
2	BRASS	SURFACE: TIN PLATED UNDER PLATING: NICKEL PLATED 0.5μm min	5	ELASTOMER	STOPPER, GREEN
1	POLYAMIDE	BLACK, UL94V-0	4	PS	ELECTROSTATIC PROTECTION, CLEAR
			3	BRASS	SURFACE: TIN PLATED 1μm min UNDER PLATING: NICKEL PLATED 0.5μm min

REMARKS	DESIGNED	CHECKED	APPROVED	RELEASED
	A. Miura			
	05.10.24	05.10.27	05.10.27	05.10.27

CODE NO. (OLD)	DRAWING NO.	PART NO.
	EDC3-084779-02	DF11-*DP-2DS(24)

SCALE	UNITS	CODE NO.
5 : 1	mm	CL543-

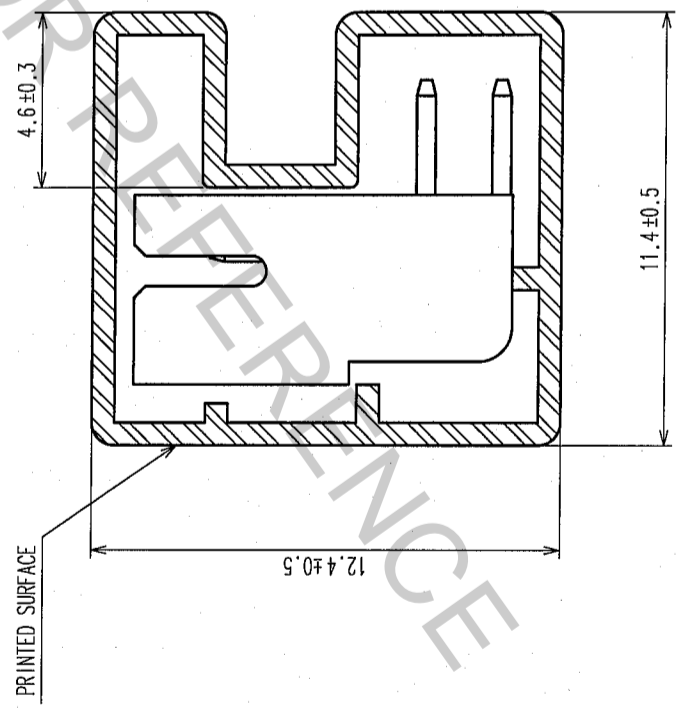
COUNT	DESCRIPTION OF REVISIONS	BY	CHKD	DATE	COUNT	DESCRIPTION OF REVISIONS	BY	CHKD	DATE
△					△				
△					△				
△					△				



4

5

A-A (5:1)



CODE NO.	PART NO.	NUMBER OF CONNECTORS
CL543-0533-1-24	DF11-4DP-2DS(24)	81
CL543-0534-4-24	DF11-6DP-2DS(24)	61
CL543-0535-7-24	DF11-8DP-2DS(24)	48
CL543-0536-0-24	DF11-10DP-2DS(24)	40
CL543-0537-2-24	DF11-12DP-2DS(24)	34
CL543-0538-5-24	DF11-14DP-2DS(24)	30
CL543-0539-8-24	DF11-16DP-2DS(24)	27
CL543-0540-7-24	DF11-18DP-2DS(24)	24
CL543-0541-0-24	DF11-20DP-2DS(24)	22
CL543-0542-2-24	DF11-22DP-2DS(24)	20
CL543-0543-5-24	DF11-24DP-2DS(24)	18
CL543-0544-8-24	DF11-26DP-2DS(24)	17
CL543-0545-0-24	DF11-28DP-2DS(24)	16
CL543-0546-3-24	DF11-30DP-2DS(24)	15
CL543-0547-6-24	DF11-32DP-2DS(24)	14

NOTE 1. NUMBER OF CONNECTORS PER A MAGAZINE CASE SHALL BE IN ACCORDANCE WITH THE LIST BELOW.
 2. THESE CONNECTORS SHALL BE ON SALED IN ACCORDANCE WITH THE MULTIPLE QUANTITY ON THE LIST.

REMARKS		DRAWN	DESIGNED	CHECKED	APPROVED	RELEASED
		A. Miura	Shimizu	H. Yamashita	J. Oka	
		05.10.24	05.10.27	05.10.27	05.10.27	
CODE NO. (OLD)	DRAWING NO.	PART NO.		CODE NO.		
	EDC3-084779-02	DF11-*DP-2DS(24)		CL543-		
SCALE	FR:EE	UNITS		mm		
				2		

TO