



Features

- Formerly J. W. Miller® model
- Height of 2.92 mm
- Current rating up to 2.9 A
- RoHS compliant*

Applications

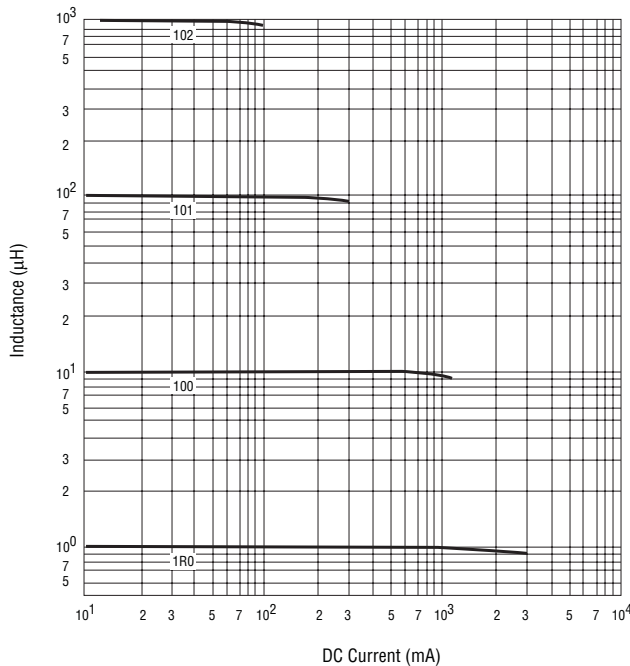
- Input/output of DC/DC converters
- Power supplies for:
 - Portable communication equipment
 - Camcorders
 - LCD TVs
 - Car radios

PM1608 Series - SMD Power Inductor

Electrical Specifications

Bourns Part No.	Inductance 100 kHz		Q Ref.	Test Frequency (MHz)	SRF Typ. (MHz)	DCR Max. (Ω)	I rms Max. (A)	I sat Typ. (A)
	(μH)	Tol. %						
PM1608-1R0M-RC	1.0	±20	20	7.96	130	0.05	2.9	2.9
PM1608-1R5M-RC	1.5	±20	19	7.96	115	0.05	2.8	2.6
PM1608-2R2M-RC	2.2	±20	18	7.96	90	0.07	2.4	2.3
PM1608-3R3M-RC	3.3	±20	18.5	7.96	70	0.08	2.0	2.0
PM1608-4R7M-RC	4.7	±20	17	7.96	50	0.09	1.5	1.5
PM1608-6R8M-RC	6.8	±20	15.5	7.96	45	0.13	1.4	1.2
PM1608-100M-RC	10	±20	17	2.52	35	0.16	1.1	1.1
PM1608-150M-RC	15	±20	17	2.52	30	0.23	1.0	0.90
PM1608-220M-RC	22	±20	16	2.52	20	0.37	0.80	0.70
PM1608-330M-RC	33	±20	24	2.52	15	0.51	0.60	0.58
PM1608-470M-RC	47	±20	15	2.52	14	0.64	0.50	0.50
PM1608-680M-RC	68	±20	18	2.52	11	0.86	0.40	0.40
PM1608-101M-RC	100	±20	29	0.796	9	1.3	0.30	0.31
PM1608-151M-RC	150	±20	41	0.796	6	2.0	0.25	0.27
PM1608-221M-RC	220	±20	33	0.796	5.5	3.2	0.20	0.22
PM1608-331M-RC	330	±20	42	0.796	5	3.8	0.16	0.18
PM1608-471M-RC	470	±20	42	0.796	4	5.1	0.15	0.16
PM1608-681M-RC	680	±20	58	0.796	3	9.2	0.12	0.14
PM1608-102M-RC	1000	±20	71	0.252	2	13.8	0.07	0.10

Inductance vs. Current



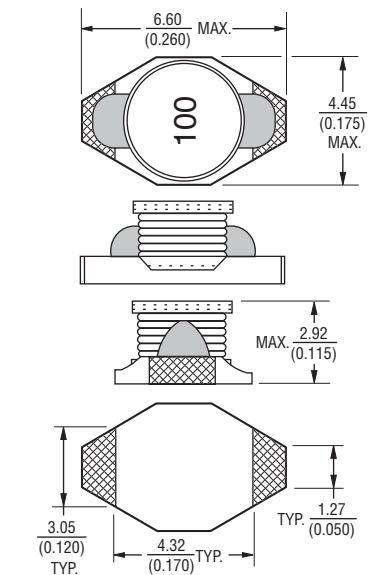
General Specifications

Test Voltage 0.1 V
 Reflow soldering 230 °C; 50 sec max.
 Operating Temperature -40 °C to +125 °C
 (Temperature rise included)
 Storage Temperature .. -40 °C to +125 °C
 Resistance to Soldering Heat 260 °C, 10 sec. max.

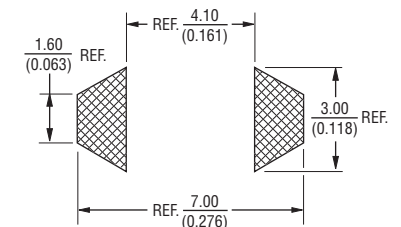
Materials

Core Ferrite
 Wire Enameled copper
 Base Ceramic
 Adhesive Epoxy resin
 Terminal Ag/Ni/Au
 Rated Current Ind. drop 10 % typ. at Isat
 Temperature Rise 15 °C typical at rated I rms
 Packaging 600 pcs. per reel

Product Dimensions



Recommended Layout



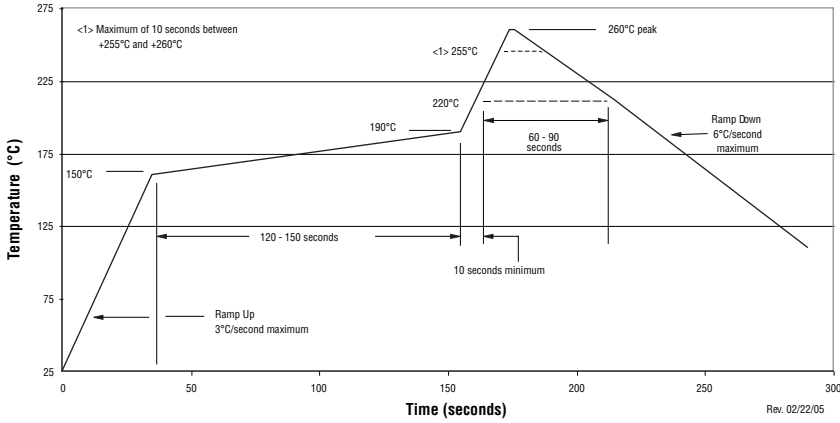
DIMENSIONS: $\frac{\text{MM}}{\text{(INCHES)}}$

*RoHS Directive 2002/95/EC Jan. 27, 2003 including annex and RoHS Recast 2011/65/EU June 8, 2011. Specifications are subject to change without notice. Customers should verify actual device performance in their specific applications.

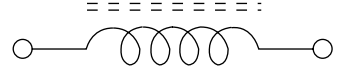
PM1608 Series - SMD Power Inductor

BOURNS®

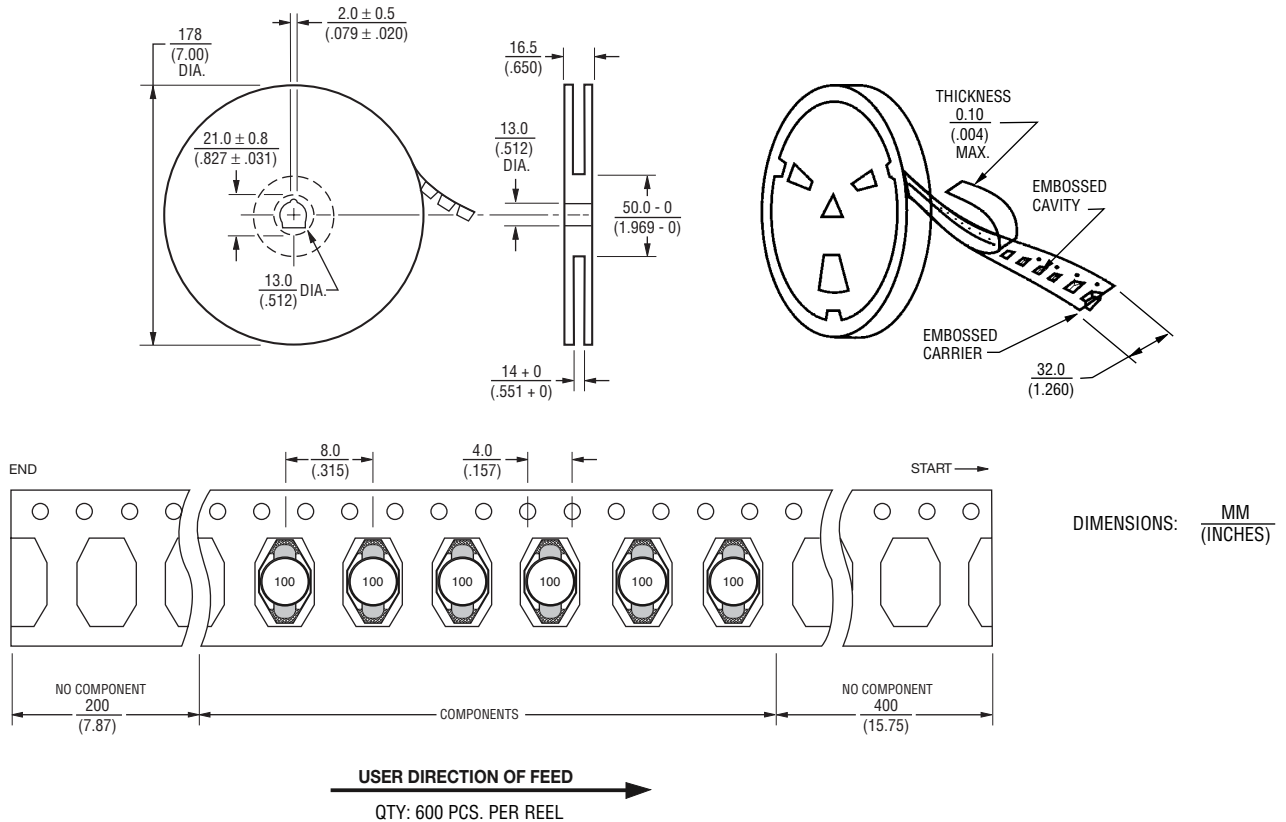
Soldering Profile



Electrical Schematic



Packaging Specifications



REV. 07/09

Specifications are subject to change without notice.
Customers should verify actual device performance in their specific applications.